

Wethersfield Public Schools

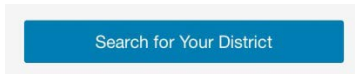
PowerSchool App District Change Instructions

During the Summer, we have transitioned to a new PowerSchool server. This migration requires any apps that have previously been used to connect into PowerSchool to be re-configured with the new server information. Please follow the steps below to re-gain access to the PowerSchool Student and Parent Portals.

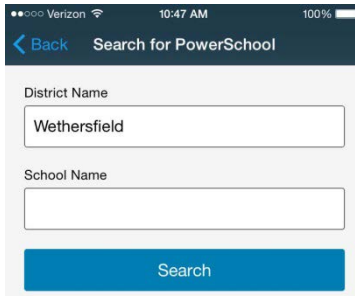
1. Open the PowerSchool app on your mobile device. On this screen, touch the **Help** link in the top-right.



2. On the next screen, touch the **Search for Your District** button.



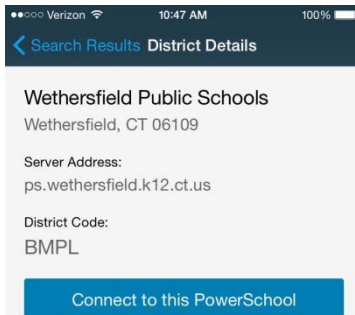
3. In the **District Name** entry field, type in **Wethersfield** and touch the **Search** button.



4. Touch the **Wethersfield Public Schools** listing



5. Touch the **Connect to this PowerSchool** button.



Once you have completed these steps, you will be able to log into our new PowerSchool server.